

# Use Find Care to locate a doctor or dentist near you

Our provider directory tool can help you save money when seeking care.

Find Care, our online provider directory tool, makes it easy for you to locate an in-network provider by name, provider type, specialty, network, location, gender identity and more. Plus, finding an in-network medical and dental provider that's right for you can also save you out-of-pocket costs.

## How to find a provider

You can search for providers with your subscriber ID number.

### Search as a member


- 1 Visit [modahealth.com](http://modahealth.com).
- 2 Choose "Find care" to search for a doctor.
- 3 When you log in with your subscriber ID number, Find Care will only show providers in your network. You have options to search for in-network providers near you.

## Don't have a Member Dashboard account?

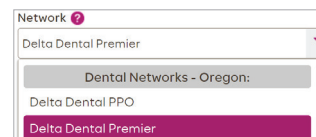
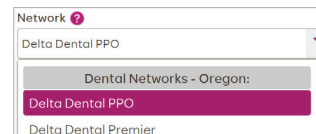
If you don't already have a Member Dashboard account, creating one is easy. Just visit [modahealth.com](http://modahealth.com) and go to the Member Dashboard section and choose "Create an account" to get started. You'll love everything you can do in your Member Dashboard, like check your benefits, use interactive health tools, see your Member Handbook and more.

### Search by network or Search as a guest

- 1 If you prefer to search by network or as a guest, you will have a "Network" drop-down option.
- 2 Please refer to your member ID card to make sure you are selecting a provider in your network.
- 3 To search for a medical provider, select the medical network listed on your ID card. For example, Connexus as shown below.



- 4 To search for a dentist, select Delta Dental PPO or Delta Dental Premier under the "Dental Network - Oregon" drop-down menu if you live in Oregon.



- 5 If you don't live in Oregon, visit the [DeltaDental.com](http://DeltaDental.com) website to find a provider.
- 6 Under Locations, enter in a city. For example, enter the name and select the name from the drop-down menu. Then choose Search.

Continued on page 2

- 7 A map will show with dentist's name and their offices. Select "More details" to get specific information about the provider.
- 8 A pop-up window will appear with information about the provider such as their specialty, gender, professional group affiliations, locations, network, if they are accepting new patients, etc.

### Save costs when you choose in-network care

Getting quality care is easier and more affordable when you see "in-network" providers. These providers agree to accept your insurance at lower rates and meet quality standards. Choosing an in-network provider keeps your out-of-pocket costs low.

### In-and out-of-network costs

It's important to know you may pay more for services from out-of-network providers than from in-network providers. If you choose an out-of-network provider, your benefits only cover a percentage of the maximum plan allowance for these services. Out-of-network providers may also bill you for the difference between the maximum plan allowance and their billed charges. This is known as balance billing. In-network providers can't do this. Please see your plan summary or your Member Handbook to learn more about in-network and out-of-network benefits and costs.

### Questions?

We're here to help. For questions or help finding a medical provider please contact 888-217-2363. For questions or help finding a dental provider, please contact 888-217-2365.